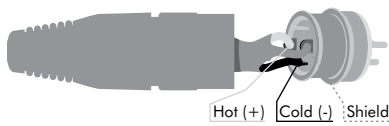
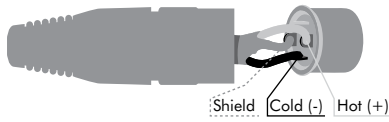
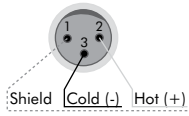
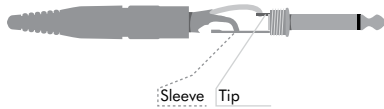
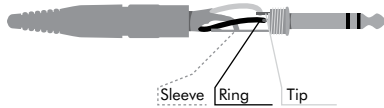


Wiring Diagrams


XLR Connectors



1/4" TRS & TS



Connectors



DB25 Connectors

All DB25 connectors are wired with Tascam pinout & numbering, housing screws are imperial thread. Each Channel Bin uses DB25 for Direct Out, Line In, DAW In, Insert Send & Insert Return.

Broadcast Users Note: Pin 13 of the DB25 is CHASSIS, whilst other 'earth' or 'ground' pins (25, 11, 22, 8, 19, 5, 16, 2) are connected to "0 Volts". Pin 13 can be used to connect to outer shield of cables with double shielding. Inside the console these 2 circuits are connected together at one place. Separately wiring the outer shield will reduce susceptibility to radio interference.